

RAW

WILD

WALL

RAW - Born from the wild - where raw meets refined is a Large-format embossed wall tile, inspired by the unique zebra pattern, crafted with precise pressing to create a rich, dynamic texture that adds depth and presence to any space.



SIZES

1150x2750mm (45.28x108.27 ")

THICKNESS

10mm (0.39")

MOQ

Pack of 6 units (A-F)
in a single color

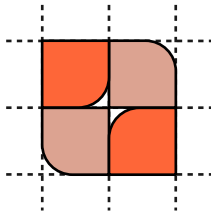


HOW TO PLACE AN ORDER

RAW offers versatile possibilities for shaping your space. As you plan your layout, take a moment to reflect on a few guiding questions to help refine your design.

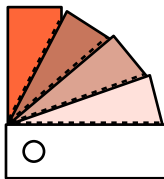
Please note that the tiles cannot be cut, so your layout must be planned using full tiles only. Accurate planning will ensure a seamless and visually pleasing result.

Please note the minimum order quantities:
Set of 6 units in a single color



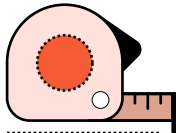
Select the internal layout according to the available options

PAGE 4



Choose your desired color from our color palette – printing option available

PAGE 5



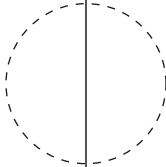
Ensure the wall dimensions meet the required specifications

PAGE 6



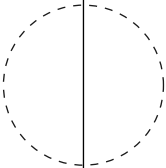
GEOMETRIC

MODELS





SUGGESTED PATTERNS





COLORS

echoshape panels are crafted from 12mm PET felt, serving as the core material in our acoustic solutions. Available in a curated range of colors, these panels are designed to enhance both the visual and acoustic qualities of any space.

Choose from subtle neutrals for a seamless look, or introduce bold tones to create striking contrasts. Due to the nature of the PET felt manufacturing process, a soft heathered texture may appear, blending multiple shades within each panel. As a result, slight color variations between units are natural and reflect the sustainable, recycled origin of the material.

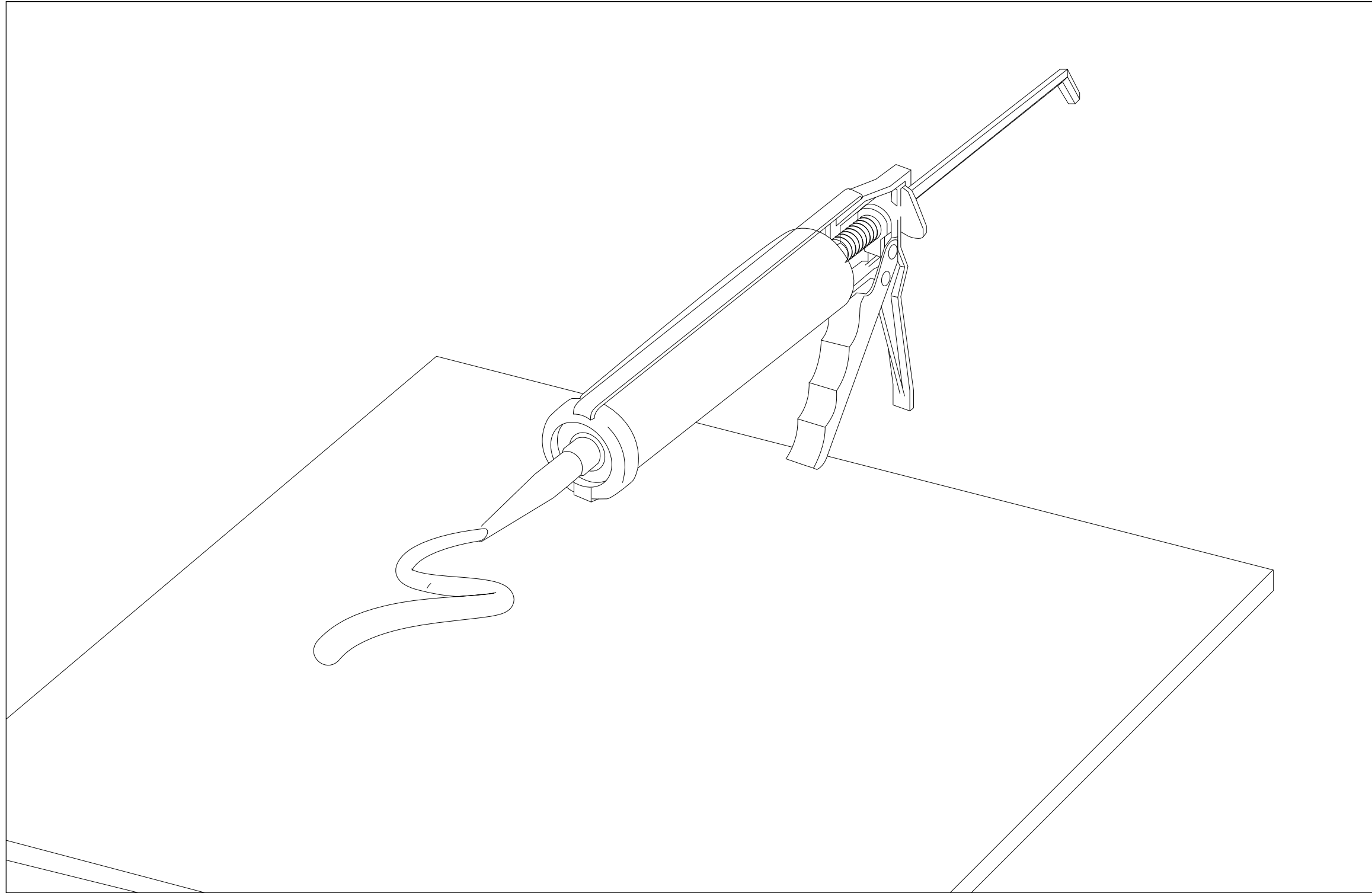
Please note: colors may appear differently on screens or in print. For accurate color matching, we recommend requesting a physical sample.



 <div>EP43 CREAM</div>	 <div>EP121 PEARL MARBLE</div>	 <div>EP07 BEIGE</div>	 <div>EP208 SEA SAND</div>	 <div>EP14 MOCCA</div>	 <div>EP206 GREY STONE</div>
 <div>EP93 GRAY KHAKE</div>	 <div>EP45 AUTUMN GREEN</div>	 <div>EP207 OLIVE LEAF</div>	 <div>EP134 EMERALD GREEN</div>	 <div>EP103 GREEN FOREST</div>	 <div>EP803 CYPRES TREE</div>
 <div>EP605 BLUE SKY</div>	 <div>EP05 LIGHT BLUE</div>	 <div>EP51 DARK BLUE</div>	 <div>EP57 BLACK BERRY</div>	 <div>EP92 BLUE JEANS</div>	 <div>EP50 BLUE OCEAN</div>
 <div>EP22 TAUPE</div>	 <div>EP2409 AMBER YELLOW</div>	 <div>EP11 YELLOW</div>	 <div>EP06 ORANGE</div>	 <div>EP125 TERRA COTTA</div>	 <div>EP25 RED</div>
 <div>EP03 SILVER</div>	 <div>EP405 ROSE SHADOW</div>	 <div>EP123 CHERRY BLOSSOM</div>	 <div>EP2416 TERRA ROSSA</div>	 <div>EP402 RED WINE</div>	 <div>EP09 BLACK</div>
 <div>EP24 WHITE</div>	 <div>EP94 FOREST GRAY</div>	 <div>EP28 LIGHT GREY</div>	 <div>EP115 MISTY MARBLE</div>	 <div>EP18 DARK GREY</div>	 <div>EP04 ASH</div>


SPECIFICATIONS

MANUFACTURED FROM	Panels
COMPOSITION	100% Polyester (PET)
SUSTAINABILITY	70% Recycled plastic bottles
APPLICATION	Wall tiles
FIRE RATING	EN13501-1 B S-1 dO ASTM E-84 – Class A
SIZE	1150x2750mm (45.28x108.27 ")
THICKNESS	10mm (0.39"), TOLERANCE ±7%
INSTALLATION	Gluing
ACOUSTIC RESULTS	Measurement results Echoshape mounted at an airgap of 0 mm αw 0.25 / NRC 0.30 Measurement results Echoshape mounted at an airgap of 50 mm αw 0.55 / NRC 0.65 Measurement results Echoshape mounted at an airgap of 200 mm αw 0.85 / NRC 0.80
ACOUSTIC CERTIFICATE	ISO 354:2003 EN ISO 22654:1997 ASTM C423-17
VOC	According to EN ISO 16000-9 Standard: A+
CARE	Indoor use only. Clean with a damp cloth or vacuum. For spills, blot, immediately use water with a soft cloth, and if needed, mild detergent. Dry while still wet. For stubborn stains, try water first, then mild detergent.



1

Apply strips of construction adhesive to the back of the Raw tile.



2

Glue the tiles while one stud is at the center of the tile and the two others on each edge. Repeat the process for the entire wall.

