

TRACK

WILD

WALL

TRACK - Born from the wild – where raw meets refined is a modular acoustic wall panel, inspired by movement and defined by a dynamic engraved pattern. Crafted from two bonded PET felt layers in contrasting colors, the top layer is precisely cut to reveal the layer beneath, creating depth and visual rhythm. The panels connect seamlessly in any direction, enabling continuous surfaces or custom wall



MOQ

3 Units

SIZES

1200x2785mm (47.24x109.65")

THICKNESS

18mm (6mm+12mm) (0.71")

24mm (12mm+12mm) (0.94")

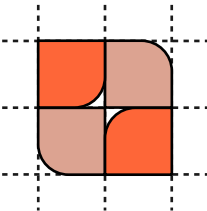


HOW TO PLACE AN ORDER

TRACK offers versatile possibilities for shaping your space. As you plan your layout, take a moment to reflect on a few guiding questions to help refine your design.

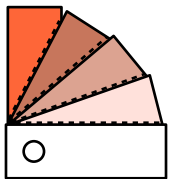
Please note that the tiles cannot be cut, so your layout must be planned using full tiles only. Accurate planning will ensure a seamless and visually pleasing result.

Please note the minimum order quantity:
Minimum order of 3 units per color.



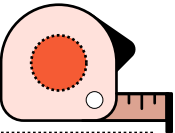
Select the internal layout according to the available options

PAGE 3



Choose a single or dual Color from our color palette - printing option available

PAGE 4



Ensure the wall dimensions meet the required specifications

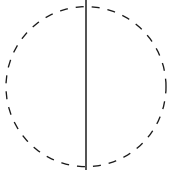
PAGE 5



GEOMETRIC

SUGGESTED PATTERNS

Duo Tone
Back Panel - 6mm | 12mm
Front Panel - 12mm
(To select a 6 mm color, please visit the color chart and choose from the colors marked as available in this thickness.)





COLORS

echoshape panels are crafted from 12mm PET felt, serving as the core material in our acoustic solutions. Available in a curated range of colors, these panels are designed to enhance both the visual and acoustic qualities of any space.

Choose from subtle neutrals for a seamless look, or introduce bold tones to create striking contrasts. Due to the nature of the PET felt manufacturing process, a soft heathered texture may appear, blending multiple shades within each panel. As a result, slight color variations between units are natural and reflect the sustainable, recycled origin of the material.

Please note: colors may appear differently on screens or in print. For accurate color matching, we recommend requesting a physical sample.



 <div>EP43 CREAM</div>	 <div>EP121 PEARL MARBLE</div>	 <div>EP07 BEIGE</div>	 <div>EP208 SEA SAND</div>	 <div>EP14 MOCCA</div>	 <div>EP206 GREY STONE</div>
 <div>EP93 GRAY KHAKI</div>	 <div>EP45 AUTUMN GREEN</div>	 <div>EP207 OLIVE LEAF</div>	 <div>EP134 EMERALD GREEN</div>	 <div>EP103 GREEN FOREST</div>	 <div>EP803 CYPRES TREE</div>
 <div>EP605 BLUE SKY</div>	 <div>EP05 LIGHT BLUE</div>	 <div>EP51 DARK BLUE</div>	 <div>EP57 BLACK BERRY</div>	 <div>EP92 BLUE JEANS</div>	 <div>EP50 BLUE OCEAN</div>
 <div>EP22 +(6mm) TAUPE</div>	 <div>EP2409 AMBER YELLOW</div>	 <div>EP11 YELLOW</div>	 <div>EP06 ORANGE</div>	 <div>EP125 TERRA COTTA</div>	 <div>EP25 RED</div>
 <div>EP03 SILVER</div>	 <div>EP405 ROSE SHADOW</div>	 <div>EP123 CHERRY BLOSSOM</div>	 <div>EP2416 TERRA ROSSA</div>	 <div>EP402 RED WINE</div>	 <div>EP09 +(6mm) BLACK</div>
 <div>EP24 +(6mm) WHITE</div>	 <div>EP94 FOREST GRAY</div>	 <div>EP28 LIGHT GREY</div>	 <div>EP115 MISTY MARBLE</div>	 <div>EP18 DARK GREY</div>	 <div>EP04 +(6mm) ASH</div>

SPECIFICATIONS

MANUFACTURED FROM

Panels

COMPOSITION

100% Polyester (PET)

SUSTAINABILITY

70% Recycled plastic bottles

APPLICATION

Wall tiles

FIRE RATING

EN13501-1 | B S-1 dO ASTM E-84 – Class A

SIZE

1200x2785mm (47.24x109.65")

THICKNESS

18mm (0.71"), (6mm back + 12mm front) TOLERANCE ±7%
24mm (0.94"), (12mm back + 12mm front) TOLERANCE ±7%

INSTALLATION

Gluing

ACOUSTIC RESULTS

Measurement results Echoshape mounted at an airgap of 0 mm αw 0.25 / NRC 0.30
Measurement results Echoshape mounted at an airgap of 50 mm αw 0.55 / NRC 0.65
Measurement results Echoshape mounted at an airgap of 200 mm αw 0.85 / NRC 0.80

ACOUSTIC CERTIFICATE

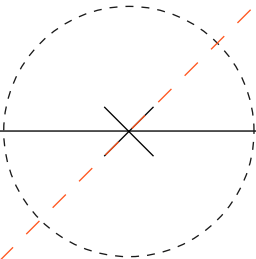
ISO 354:2003 EN ISO 22654: 1997 ASTM C423-17

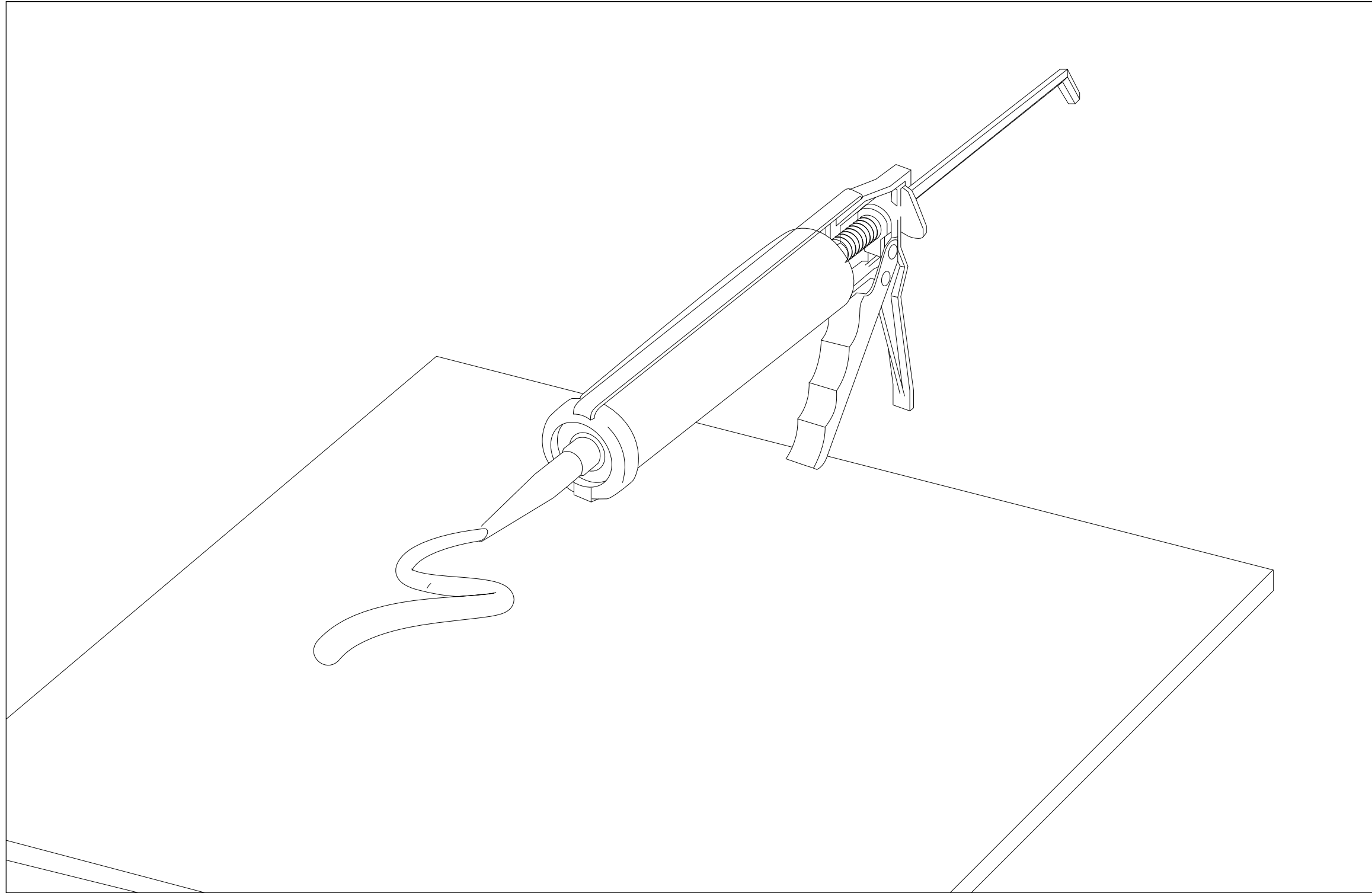
VOC

According to EN ISO 16000-9 Standard: A+

CARE

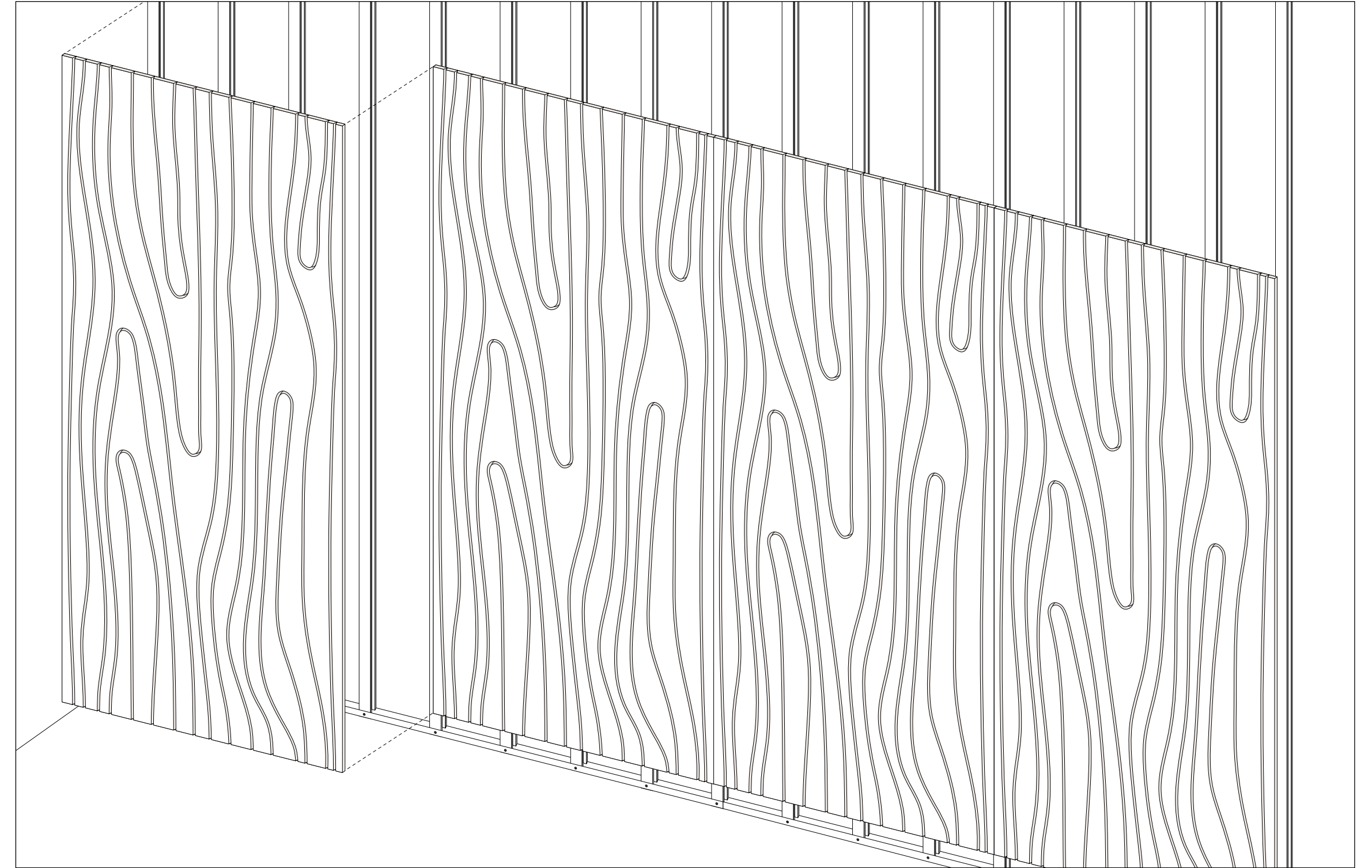
Indoor use only. Clean with a damp cloth or vacuum. For spills, blot, immediately use water with a soft cloth, and if needed, mild detergent. Dry while still wet. For stubborn stains, try water first, then mild detergent.





1

Apply strips of construction adhesive to the back of the Track tile.



2

Glue the tiles while one stud is at the center of the tile and the two others on each edge. Repeat the process for the entire wall.

